

Potency Results

Sample Name: *GMO Cookies*
Client: Hemp Living LLC
Client Batch ID: Hemp A - GMO x Sherbet

Pinnacle-Analytics.com
 3549 Lear Way, Suite 101
 Medford OR 97504
 P:(541)300-8217

Sample ID: rC-H-185-D1792

Matrix: Flower

Prep Analyst: Jeff A.

Analysis Method: 0630322+1 H4 4-21-2022 #1.lcm

Sampling Method: N/A

Reference Method: JCB 2009: HPLC/DAD

Analysis Batch: 11-2-2023 H4 185 Flower

Date Sampled: 11/1/2023

Date Reported: 5/21/2024

Client License: 475321-HP

11907 W Dearbourn Ave

Wauwatosa WI 53226

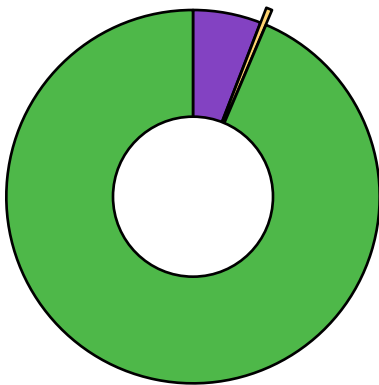
For R&D Purposes Only

Total THC (THCA*0.877+d9-THC)	24.9%
Total CBD (CBDA*0.877+CBD)	<LOQ%
Moisture Content	12.2%

Cannabinoid	% Weight	mg/g
CBDVA	<LOQ	<LOQ
CBDV	<LOQ	<LOQ
CBDA*	<LOQ	<LOQ
CBGA	1.77	17.7
CBG	<LOQ	<LOQ
CBD*	<LOQ	<LOQ
THCV	<LOQ	<LOQ
CBN	<LOQ	<LOQ
d9-THC*	0.157	1.57
d8-THC*	<LOQ	<LOQ
CBC	<LOQ	<LOQ
THCA*	28.2	282.0
Total Cannabinoids	30.13	301.0

*ORELAP Accredited Analyte


Limit Of Quantitation: 0.1%, analyte not measured



- CBGA
- d9-THC*
- THCA*



These test results may not be altered or reproduced except in full without the permission of Pinnacle Analytics. These results were generated following the Oregon Administrative Rules and in accordance with the NELAP Institute under ORELAP License #4152
 Report generated by Routine_Potency_Rev13_8-1-2023


 Kris Ford, PhD
 Lab Director



Quality Control Results

Analyst: Jeff A.

Analysis Batch: 11-2-2023 H4 185 Flower


Pinnacle-Analytics.com
 3549 Lear Way, Suite 101
 Medford OR 97504
 P:(541)300-8217

	Duplicate RPD		LCS % Recovery		Method Blank	
	H-0-D1790-b	Limit	C-FL-110223	Limits	C-FB-110223	Limit
CBDA	<LOQ%	30%	97.9%	90-110%	<LOQ/2	LOQ/2
CBD	<LOQ%	30%	102.0%	90-110%	<LOQ/2	LOQ/2
d9-THC	4.75%	30%	102.0%	90-110%	<LOQ/2	LOQ/2
d8-THC	<LOQ%	30%	103.0%	90-110%	<LOQ/2	LOQ/2
THCA	7.04%	10%	92.9%	90-110%	<LOQ/2	LOQ/2

RPD: Relative Percent Difference between unknown sample and its duplicate
 LCS: Laboratory Control Sample with known concentration
 Case Comments: There were no divergences from ordinary Quality Control procedures or SOPs.



These test results may not be altered or reproduced except in full without the permission of Pinnacle Analytics. These results were generated following the Oregon Administrative Rules and in accordance with the NELAP Institute under ORELAP License #4152
 Report generated by Routine_Potency_Rev13_8-1-2023


 Kris Ford, PhD
 Lab Director